



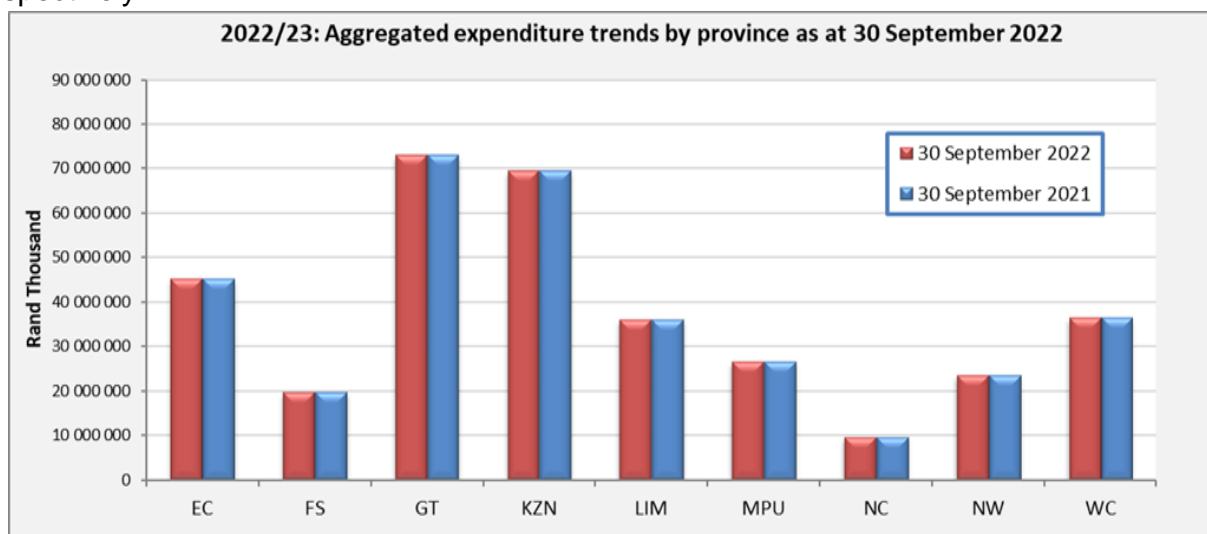
## MEDIA STATEMENT

### Provincial Budgets: 2022/23 Financial Year Second Quarter Provincial Budgets and Expenditure Report

#### SUMMARY

##### *Overall Expenditure Trends – Second Quarter: 2022/23 Financial Year*

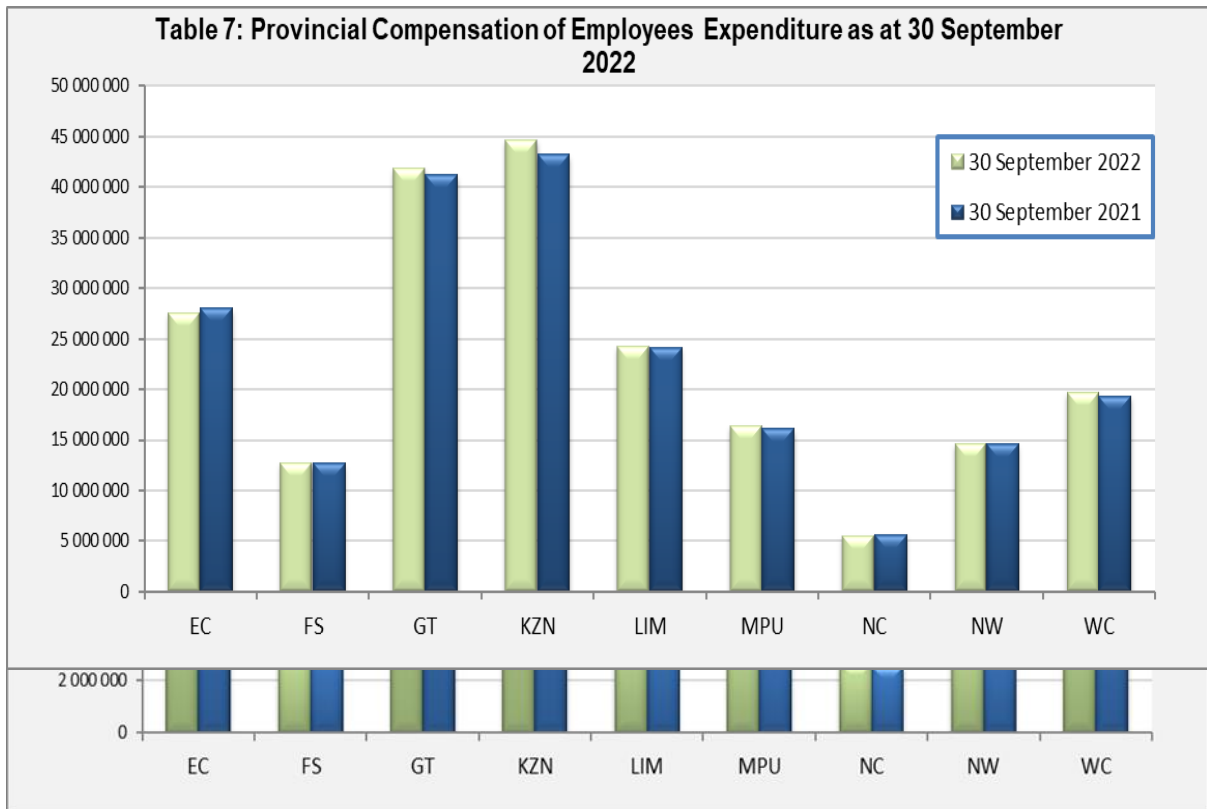
1. Provinces have spent 48.6 per cent or R339.5 billion of the R698.1 billion of the provincial main budgets. As a share of the main budget, spending increased by 4.8 per cent (R15.5 billion) compared to the second quarter of the previous financial year (2021/22).
2. Spending on **education** amounted to R141.4 billion or 48.8 per cent of the provincial education's main budget of R289.8 billion. Spending is R9.4 billion (7.1 per cent) higher compared to the same period of the previous financial year.
3. Provinces spent R120.3 billion against the main budget of R238.8 billion providing **health** services during the second quarter of 2022/23. Spending is R2.4 billion (2.1 per cent) higher than the spending recorded over the same period in 2021/22. Health departments are projecting to overspend by R5.8 billion mainly contributed by KwaZulu-Natal, Gauteng and Limpopo which are projected to overspend by R1.7billion, R1.4 billion, and R1.2 billion respectively.





### MEDIA STATEMENT

- 4. **Social development** expenditure at the end of the second quarter of 2022/23 amounted to R10.3 billion or 49.2 per cent of the total provincial social development’s main budgets of R21 billion. This represented a decrease of 10.3 per cent or R1.2 billion compared to the same period in 2021/22.
- 5. **Personnel** expenditure (compensation of employees) amounted to R207.9 billion or 49.2 per cent of the R422.5 billion main budgets as at 30 September 2022. This represented an increase of 1.4 per cent or R2.9 billion compared to the same period of the 2021/22 financial year.

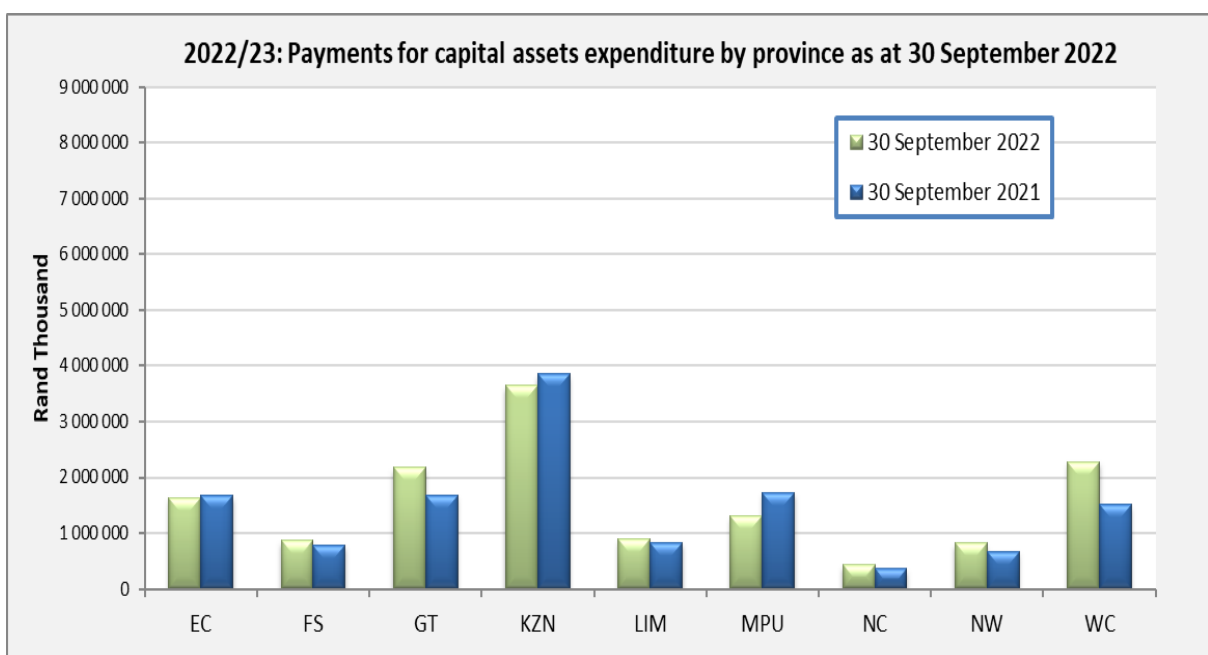


- 6. Spending on **goods and services** in aggregate amounted to R71.9 billion or 48.3 per cent of the R149 billion main budgets. This was 9.6 per cent or R6.3 billion higher than the R65.6 billion spent over the same period in 2021/22.
- 7. For the year to date, payments for capital assets (**capital**) spending amounts to R14.1 billion or 36.7 per cent of the R38.4 billion provincial payments for capital assets main budgets. The



## MEDIA STATEMENT

spending rate has increase by 7.3 per cent compared to the same period in the previous financial year.



8. Provinces collected R11.2 billion or 52.1 per cent of the budgeted own revenue of R21.4 billion. Own revenue collections are higher by R2.4 billion or 27.7 per cent compared to the same period in the previous financial year. This is largely attributed to improved collection on motor vehicle licenses, casino and liquor taxes and interest earned.
9. The budgeted figures for the second quarter of 2022/23 are based on the 2022 *Estimates of Provincial Revenue and Expenditure* documents, which were presented to the provincial legislatures during March 2022.

### Notes to editors

- Published by the National Treasury in terms of Section 32 of the Public Finance Management Act (PFMA). This statement of provincial receipts and payments covers the second quarter (April to September 2022) of the 2022/23 financial year. The statement is also available on the Treasury website at [www.treasury.gov.za](http://www.treasury.gov.za).
- The information in the statement comes from Section 40(4) PFMA reports submitted by heads of provincial departments to provincial treasuries, who in turn, submitted the



## MEDIA STATEMENT

information to the National Treasury. Queries on spending or budget numbers should in the first instance be referred to the heads of the relevant provincial departments, and in the second instance to the head of the relevant provincial treasury. Queries on conditional grants should be referred to the head of the national department that administers the grant.

- The budgeted figures in this publication takes into account the *2022 Estimates of Provincial Revenue and Expenditure* documents of provinces, which were presented to their respective provincial legislatures during March 2022. It includes the amounts allocated through the *Appropriation Act, 2022 and Division of Revenue Act, 2022*.

**Issued by National Treasury**

**Date: 29 November 2022**